

## specifications

The "Emergency Gaseous Oxygen Inlet Station" shall be an Amico Alert-1 series.

As required by NFPA 99 (National Fire Protection Association) "Health Care Facilities", oxygen systems having the source of supply outside the building shall have an inlet to connect a temporary, auxiliary source of supply for emergency or maintenance situations. This connection shall include necessary valves and to allow for an emergency supply of oxygen and isolation of the normal source of supply. The inlet connection shall be a 1" female npt connection and be provided with a plug to prevent entry of foreign matter into the oxygen system when not in use.

A 1" brass ball valve controls access to the emergency supply, and the gauge indicates the pressure being introduced into the oxygen pipeline.

The Emergency Gaseous Oxygen Inlet shall be housed in a weather tight recessed enclosure.

The enclosure door shall be labelled "Emergency Low Pressure Gaseous Oxygen Inlet" and shall be equipped with a staple for padlocking to allow entry only by authorized personnel. A mounting frame shall extend completely around the enclosure to trim recessed mounting on an exterior wall.

The interior of the enclosure shall be clearly labelled with instructions for connection and operation of the emergency oxygen inlet.

Bronze body check valves with female pipe threads on each end is required for installation in the main and emergency supply pipeline in accordance with NFPA-99.

A brass body relief valve with the relief pressure set @75 psi is required for installation in the emergency supply line. The relief valve shall be supplied factory cleaned for oxygen service and shall automatically reseal after discharging to provide a positive seal.

Amico products comply with NFPA-99.



## features

- Low pressure 1" female npt connection for high flow
- Lockable weather tight enclosure, for outside mounting
- Gauge for display of supply pressure
- Box can be mounted horizontally or vertically by changing front label
- Box available in recessed or surface mounting
- Bronze body check valves and brass body relief valves available for installation (must be ordered separately)

**project**

---



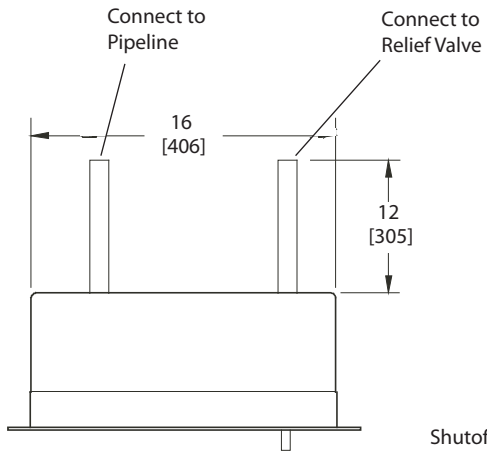
---



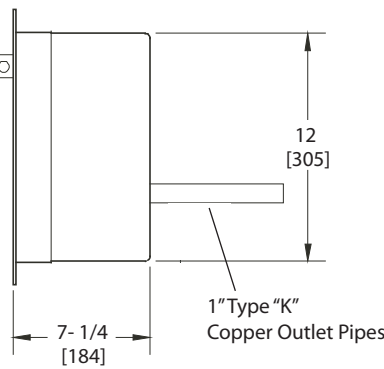
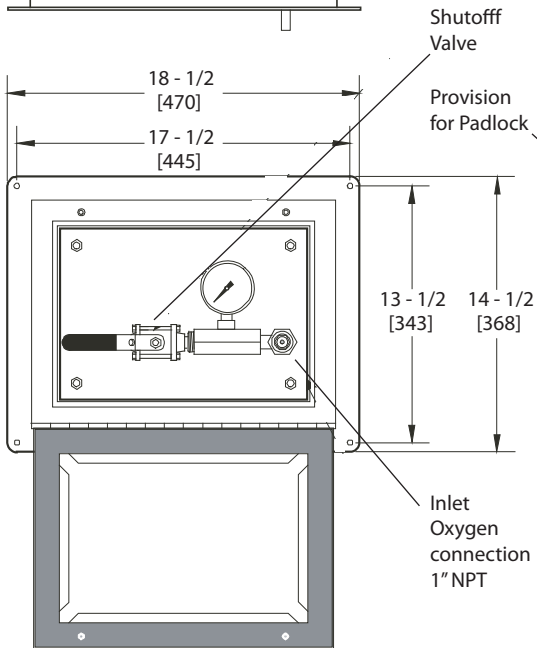
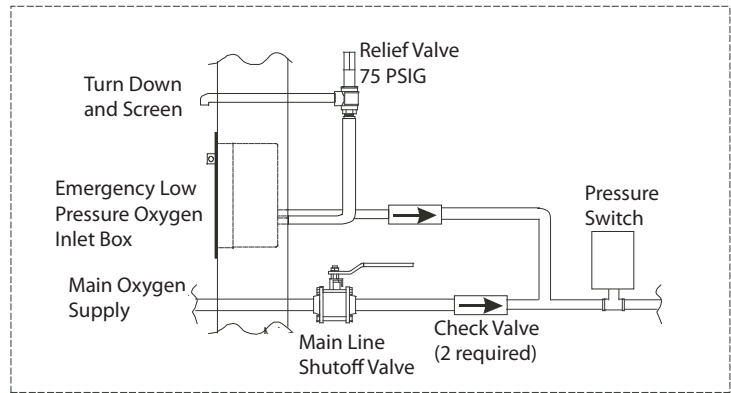
---

# emergency oxygen inlet station - recess mounted - low pressure

Inch  
[mm]



Typical Piping as per NFPA and CSA



## model numbers

Emergency Low Pressure Oxygen Inlet Station Recessed Wall Mounting:  
**M-FILL-OXY-LP**

Optional Check and Relief Valves (to be ordered separately):

Check Valve 1"  
Check Valve 1-1/2"  
Check Valve 2"  
Relief Valve  
Relief Valve Pipe Away Adapter 1/2" NPT

**VV-CHK-10**  
**VV-CHK-15**  
**VV-CHK-20**  
**M-X-MAN-72W-075**  
**M-X-PIPEAWAY-05**

represented by: