




Installation Instructions

freedom series
floor pedestal



C



US LISTED


note

Floor pedestal installation should conform to local building codes

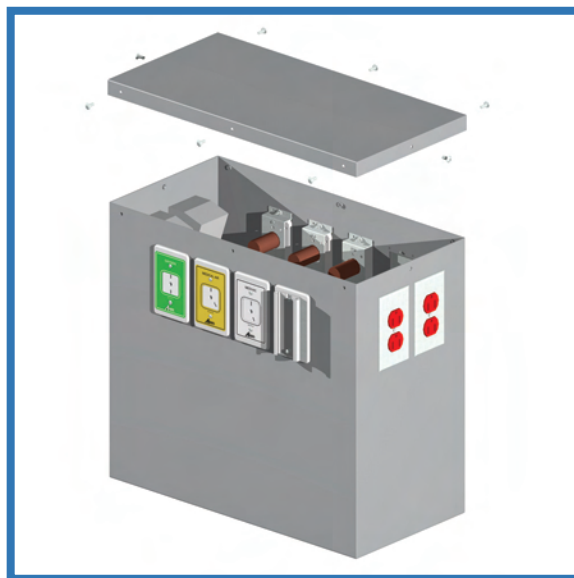
The installation instructions provided are for the Amico standard products. Slight modifications to the installations may be required. The product shipped to the job site may not be exactly as shown on the installation drawings.

Before Installation


- 1 Review a copy of the final approved shop drawing(s) and/or submittal package. These documents will provide you with technical information specific to your installation, such as:
 - equipment types and quantities
 - room numbers and location
 - shop drawings of each unit type
- 2 Locate the console unit from the shipping boxes that you wish to install. The contents of each shipping box are listed on the shipping document(s).



- 1 Remove the top cover by loosening the 8 screws around the top attaching it to the floor pedestal.




- 2 (Optional) Remove the access panel cover on the back of the floor pedestal by loosening the 6 screws attaching it to the floor pedestal.




- 3 Anchor the floor pedestal to the ground by inserting 4 bolts or screws (by others) on the base of the floor pedestal.

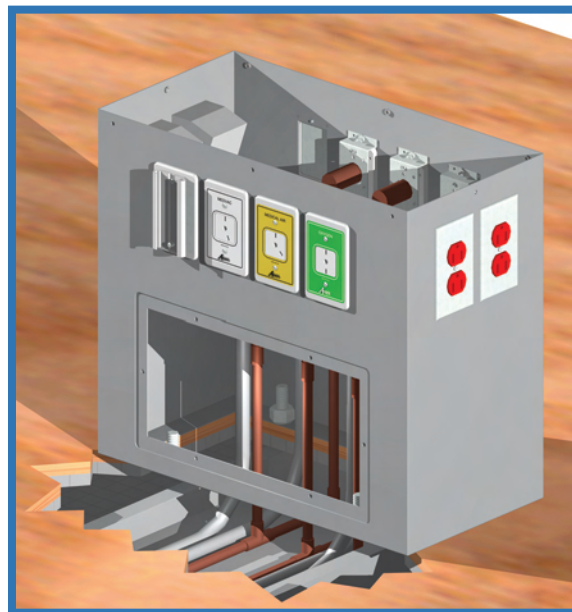
Scenario 1



Scenario 2




- 4 Make all on-site connections.



- 5 Replace the top cover removed in step 1 and, if applicable, the access panel cover removed in step 2.

Finished product:



Other Installation Notes

- 1 Division 15 to connect gas stubs on floor pedestal to building medical gas supply lines previously roughed in.
- 1 Division 16 to feed flexible electrical conduits through bottom of floor pedestals into ground for connection to normal, emergency and low voltage sources provided in ground by division 16 contractor.



85 Fulton Way, Richmond Hill
Ontario, L4B 2N4, Canada

31 Sprague Ave,
Amityville, NY 11701, USA

Toll Free Tel: 1.877.462.6426
Toll Free Fax: 1.866.440.4986
Tel: 905.764.0800 | Fax: 905.764.0862
www.amico.com



US LISTED

APRIL 2008